


Vohora LLP
CPAs & Business Advisors

GLEN VOWELL BAND COUNCIL
STATEMENTS OF REVENUE AND EXPENDITURE
YEAR ENDED MARCH 31, 2023



Vohora LLP
CPAs & Business Advisors

GLEN VOWELL BAND COUNCIL


INDEX

YEAR ENDED MARCH 31, 2023

REVIEW ENGAGEMENT REPORT

SUMMARY STATEMENT OF REVENUE AND EXPENDITURE

STATEMENTS OF REVENUE AND EXPENDITURE - SCHEDULES 1 TO 16



Vohora LLP
CPAs & Business Advisors

2nd Floor – 4544 Lakelse Avenue
Terrace, BC V8G 1P8

Phone: (250) 635-6126
Fax: (250) 635-2182
Toll Free Phone: (800) 281-5214
Email: firm@vohora.ca
www.vohora.ca

REVIEW ENGAGEMENT REPORT

TO GLEN VOWELL BAND COUNCIL

Report on the Statements

We have reviewed the statements of revenue and expenditure of Glen Vowell Band Council for the year ended March 31, 2023. Our review was made in accordance with Canadian generally accepted standards for review engagements and accordingly consisted primarily of enquiry, analytical procedures and discussion related to information supplied to us by the Band.

Management's Responsibility for the Statements

Management has approved these statements that are prepared in accordance with Canadian generally accepted accounting principles. Management is responsible for implementing internal controls necessary to enable the preparation of statements that are free of material misstatement, whether due to fraud or error.

Other Matter

The statements for the year ended March 31, 2022 were reviewed by another accountant who expressed an unmodified opinion on those statements on October 24, 2022.


Our Independent Review Responsibility

Our responsibility is to express a conclusion on these statements based on our independent review. We conducted our review in accordance with Canadian generally accepted standards for review engagements, which require us to comply with relevant ethical requirements.

A review in accordance with Canadian generally accepted standards for review engagements is a limited assurance engagement. Our procedures consist primarily of making inquiries of management and analytical review before evaluating the evidence obtained.

The procedures performed in a review are substantially less in extent than, and vary in nature from, those performed in an audit conducted in accordance with Canadian generally accepted auditing standards. Accordingly, we do not express an audit opinion on these financial statements.





Vohora LLP
CPAs & Business Advisors

REVIEW ENGAGEMENT REPORT *(continued)*

Conclusion

Based on our review, nothing has come to our attention that causes us to believe that these statements are not, in all material respects, in accordance with Canadian generally accepted accounting principles.

Terrace, BC
November 23, 2023

Chartered Professional Accountants

GLEN VOWELL BAND COUNCIL

SUMMARY STATEMENT OF REVENUE AND EXPENDITURE

YEAR ENDED MARCH 31, 2023

Fund	Schedule	Opening Surplus (Deficit)	Revenue GGC	Revenue Other	Total Current Revenue	Total Current Expenditure	Revenue Over Expenditure	Transfer - Other Funds	Closing Surplus (Deficit)
		\$	\$	\$	\$	\$	\$	\$	\$
Band Support	1	698,064	376,351	1,252,149	1,628,500	1,068,746	559,754	-278,331	979,487
Emergency Community COVID-19 Funding Education	2	-33,769	108,643	-	108,643	29,717	78,926	-111,250	-66,093
Post Secondary	3	37,294	293,639	-	293,639	268,482	25,157	-44,743	17,708
Instructional Support	4	4,836	31,864	15,000	46,864	60,596	-13,732	4,900	-3,996
Targeted Programs	5	275,578	-	997,487	997,487	586,680	410,807	-159,990	526,395
Social Services									
Block Funded	6	217,051	823,371	-	823,371	683,823	139,548	-152,028	204,571
Targeted Programs	7	6,668	44,791	-	44,791	44,791	-	-	6,668
Community Health Promotion	8	51,555	369,314	50,558	419,872	215,284	204,588	-15,000	241,143
Community Project Funds	9	908,932	-	138,429	138,429	602,701	-464,272	-49,879	394,781
Brighter Futures	10	44,510	-	69,812	69,812	84,635	-14,823	-	29,687
Community Infrastructure	11	274,729	362,027	70,724	432,751	579,267	-146,516	-	128,213
Local Revenue	12	1,471	-	201,185	201,185	178,551	22,634	-	24,105
Job Creation Programs	13	258,888	-	429,057	429,057	352,452	76,605	-70,695	264,798
Sik-E-Dakh Economic Development Capital	14	-59,054	167,713	182,016	349,729	255,901	93,828	10,234	45,008
Housing Projects	15	-518,005	1,535,533	541,461	2,076,994	1,329,005	747,989	866,782	1,096,766
	16	86,593	91,173	-	91,173	220,451	-129,278	-	-42,685
Total		2,255,341	4,204,419	3,947,878	8,152,297	6,561,082	1,591,215	-	3,846,556

GLEN VOWELL BAND COUNCIL

STATEMENT OF REVENUE AND EXPENDITURE

YEAR ENDED MARCH 31

BAND SUPPORT

SCHEDULE 1

	Budget Total 2023	Employee Benefits	Band Support	Safeguard	Housing Admin	Emergency Management	BC Gaming	Old Admin Rental	Health Admin	Total 2023	Total 2022
	\$	\$	\$	\$	\$	\$	\$	\$	\$	\$	\$
REVENUE											
GGC - regular	376,351	7,124	244,227	50,000	75,000	-	-	-	-	376,351	296,424
BC FN Gaming Revenue Sharing LP	203,676	-	-	-	-	-	476,254	-	-	476,254	203,676
First Nations Health Authority	-	-	-	-	-	-	-	-	185,451	185,451	-
FNESC	-	-	43,525	-	-	-	-	-	-	43,525	-
CMHC	-	-	14,755	-	4,500	-	-	-	-	19,255	-
Rental	24,000	-	-	-	-	-	-	28,209	-	28,209	24,000
Other	286,713	4,430	334,769	-	-	62,000	-	-	98,256	499,455	286,713
	<u>890,740</u>	<u>11,554</u>	<u>637,276</u>	<u>50,000</u>	<u>79,500</u>	<u>62,000</u>	<u>476,254</u>	<u>28,209</u>	<u>283,707</u>	<u>1,628,500</u>	<u>810,813</u>
EXPENDITURE											
Administration	8,819	-	5,400	5,000	225	4,250	47,038	-	-	61,913	8,819
Bank charges and interest	8,458	-	11,093	-	-	-	-	-	-	11,093	8,458
Contract services	36,209	-	33,122	-	-	11,634	-	10,384	137,038	192,178	36,209
Council expenses	-	-	-	-	-	-	-	-	-	-	-
Honoraria and per diem	70,600	-	91,222	-	-	-	-	-	1,800	93,022	70,600
Travel and workshops	256	-	-	-	-	-	-	-	15,312	15,312	256
Equipment purchases	-	-	-	-	-	12,136	-	-	-	12,136	-
Insurance	7,111	-	5,796	-	-	-	-	-	-	5,796	7,111
Materials and supplies	103,369	-	106,852	2,757	-	14,504	-	4,011	20,544	148,668	103,369
Professional services	50,459	-	119,813	-	-	-	5,969	-	-	125,782	50,459
Repairs and maintenance	16,345	-	7,026	-	-	-	-	11,465	-	18,491	16,345
Telephone	9,307	-	9,946	87	-	-	-	-	-	10,033	9,307
Travel and staff development	11,524	-	52,808	1,475	-	3,450	10,916	-	-	68,649	11,524
Utilities	16,482	-	1,061	-	-	-	-	14,456	-	15,517	16,482
Wages and benefits	232,469	4,430	196,941	70,236	2,451	-	-	-	16,098	290,156	232,469
	<u>571,418</u>	<u>4,430</u>	<u>641,080</u>	<u>79,555</u>	<u>2,876</u>	<u>45,974</u>	<u>63,923</u>	<u>40,316</u>	<u>190,792</u>	<u>1,068,746</u>	<u>571,418</u>
REVENUE OVER EXPENDITURE											
	319,322	7,124	-3,804	-29,555	76,824	16,026	412,331	-12,107	92,915	559,754	239,395
TRANSFER - OTHER FUNDS											
	-	-	56,212	82,473	-37,366	45,350	-425,000	-	-	-278,331	21,599
OPENING SURPLUS (DEFICIT)											
	698,064	-93,566	132,221	13,397	18,849	-110	623,699	3,574	-	698,064	437,070
CLOSING SURPLUS (DEFICIT)											
	1,017,386	-86,442	184,629	66,315	58,307	61,266	611,030	-8,533	92,915	979,487	698,064

GLEN VOWELL BAND COUNCIL

STATEMENT OF REVENUE AND EXPENDITURE

YEAR ENDED MARCH 31

EMERGENCY COMMUNITY COVID-19 FUNDING

SCHEDULE 2

	Budget Total 2023 \$	Off Reserve \$	Emergency Management Assistance Program \$	Total 2023 \$	Total 2022 \$
REVENUE					
GGC	108,643	5,860	102,783	108,643	264,228
FNHA	1,857	-	-	-	1,857
Other	489	-	-	-	489
	<u>110,989</u>	<u>5,860</u>	<u>102,783</u>	<u>108,643</u>	<u>266,574</u>
EXPENDITURE					
Administration	26,100	-	2,120	2,120	26,100
Assistance	110,700	5,450	-	5,450	110,700
Equipment purchases	16,619	-	2,974	2,974	16,619
Insurance	1,696	-	-	-	1,696
Materials and supplies	44,455	410	569	979	44,455
Repairs and maintenance	2,298	-	-	-	2,298
Utilities	27,073	-	491	491	27,073
Wages and benefits	90,345	-	17,703	17,703	90,345
	<u>319,286</u>	<u>5,860</u>	<u>23,857</u>	<u>29,717</u>	<u>319,286</u>
REVENUE OVER EXPENDITURE	-208,297	-	78,926	78,926	-52,712
TRANSFER - OTHER FUNDS	-	-	-111,250	-111,250	-69,705
OPENING SURPLUS (DEFICIT)	<u>-33,769</u>	<u>-</u>	<u>-33,769</u>	<u>-33,769</u>	<u>88,648</u>
CLOSING SURPLUS (DEFICIT)	<u>-242,066</u>	<u>-</u>	<u>-66,093</u>	<u>-66,093</u>	<u>-33,769</u>

GLEN VOWELL BAND COUNCIL
STATEMENT OF REVENUE AND EXPENDITURE
YEAR ENDED MARCH 31

EDUCATION - POST SECONDARY

SCHEDULE 3

	Budget Total 2023 \$	Post Secondary \$	Enhanced Post Secondary \$	COVID-19 Post Secondary \$	Total 2023 \$	Total 2022 \$
REVENUE						
GGC	<u>293,639</u>	<u>236,638</u>	<u>28,955</u>	<u>28,046</u>	<u>293,639</u>	<u>221,615</u>
EXPENDITURE						
Allowances, books and tuition	<u>323,024</u>	<u>222,543</u>	<u>28,955</u>	<u>16,984</u>	<u>268,482</u>	<u>323,024</u>
REVENUE OVER EXPENDITURE	-29,385	14,095	-	11,062	25,157	-101,409
TRANSFER - OTHER FUNDS	-	-6,743	-	-38,000	-44,743	351
OPENING SURPLUS (DEFICIT)	<u>37,294</u>	<u>38,894</u>	<u>-</u>	<u>-1,600</u>	<u>37,294</u>	<u>138,352</u>
CLOSING SURPLUS (DEFICIT)	<u>7,909</u>	<u>46,246</u>	<u>-</u>	<u>-28,538</u>	<u>17,708</u>	<u>37,294</u>

GLEN VOWELL BAND COUNCIL
STATEMENT OF REVENUE AND EXPENDITURE

YEAR ENDED MARCH 31

INSTRUCTIONAL SUPPORT

SCHEDULE 4

	Budget Total 2023 \$	K-12 Support Coordinator \$	\$	Total 2023 \$	Total 2022 \$
REVENUE					
GGC	31,864	-	31,864	31,864	31,239
Other	<u>14,000</u>	<u>8,000</u>	<u>7,000</u>	<u>15,000</u>	<u>14,000</u>
	<u>45,864</u>	<u>8,000</u>	<u>38,864</u>	<u>46,864</u>	<u>45,239</u>
EXPENDITURE					
Allowance	13,742	13,210	-	13,210	13,742
Contract services	1,000	-	700	700	1,000
Insurance	282	-	435	435	282
Materials and supplies	6,699	3,036	7,918	10,954	6,699
Telephone	182	-	-	-	182
Travel and workshops	97	-	1,595	1,595	97
Wages and benefits	<u>18,498</u>	<u>-</u>	<u>33,702</u>	<u>33,702</u>	<u>18,498</u>
	<u>40,500</u>	<u>16,246</u>	<u>44,350</u>	<u>60,596</u>	<u>40,500</u>
REVENUE OVER EXPENDITURE	5,364	-8,246	-5,486	-13,732	4,739
TRANSFER - OTHER FUNDS	-	11,000	-6,100	4,900	-60,519
OPENING SURPLUS (DEFICIT)	<u>4,836</u>	<u>1,062</u>	<u>3,774</u>	<u>4,836</u>	<u>60,616</u>
CLOSING SURPLUS (DEFICIT)	<u>10,200</u>	<u>3,816</u>	<u>-7,812</u>	<u>-3,996</u>	<u>4,836</u>

GLEN VOWELL BAND COUNCIL

STATEMENT OF REVENUE AND EXPENDITURE

YEAR ENDED MARCH 31

EDUCATION - TARGETED PROGRAMS

SCHEDULE 5

	Budget	Peace Warrior Certificate	Elders Group	Farm School	Adult Learning	Total 2023	Total 2022
	\$	\$	\$	\$	\$	\$	\$
REVENUE							
Province of BC	438,669	-	-	248,342	-	248,342	438,669
Tricorp	23,003	-	-	-	-	-	23,003
FNESC	116,836	-	-	138,982	380,153	519,135	116,836
FNHA	50,000	-	-	-	-	-	50,000
Other	183,356	38,000	-	192,010	-	230,010	183,356
	<u>811,864</u>	<u>38,000</u>	<u>-</u>	<u>579,334</u>	<u>380,153</u>	<u>997,487</u>	<u>811,864</u>
EXPENDITURE							
Administration	52,342	5,175	-	34,920	13,434	53,529	52,342
Allowance	77,075	-	-	2,715	7,405	10,120	77,075
Contract services	351,118	-	-	303,498	84,000	387,498	351,118
Materials and supplies	215,889	3,058	-	95,706	1,615	100,379	215,889
Utilities	-	-	-	9,255	-	9,255	-
Wages and benefits	10,543	-	-	25,899	-	25,899	10,543
	<u>706,967</u>	<u>8,233</u>	<u>-</u>	<u>471,993</u>	<u>106,454</u>	<u>586,680</u>	<u>706,967</u>
REVENUE OVER EXPENDITURE	104,897	29,767	-	107,341	273,699	410,807	104,897
TRANSFER - OTHER FUNDS	-	-29,767	75,000	68,476	-273,699	-159,990	24,681
OPENING SURPLUS (DEFICIT)	275,578	165,678	13,987	95,913	-	275,578	146,000
CLOSING SURPLUS (DEFICIT)	380,475	165,678	88,987	271,730	-	526,395	275,578

GLEN VOWELL BAND COUNCIL

STATEMENT OF REVENUE AND EXPENDITURE

YEAR ENDED MARCH 31

SOCIAL SERVICES - BLOCK FUNDED

SCHEDULE 6

	Budget Total 2023	Administration	TESI	Basic Needs	Special Needs	COPH	Community Services	Home Makers	Emergency Shelters	Total 2023	Total 2022
	\$	\$	\$	\$	\$	\$	\$	\$	\$	\$	\$
REVENUE											
GGC - regular	607,103	49,058	10,320	465,600	22,000	10,000	10,440	39,685	-	607,103	652,802
- Top up/Inflation	216,268	16,380	-	199,888	-	-	-	-	-	216,268	274,100
FNHA	1,000	-	-	-	-	-	-	-	-	-	1,000
	<u>824,371</u>	<u>65,438</u>	<u>10,320</u>	<u>665,488</u>	<u>22,000</u>	<u>10,000</u>	<u>10,440</u>	<u>39,685</u>	<u>-</u>	<u>823,371</u>	<u>927,902</u>
EXPENDITURE											
Administration	-	-	-	11,107	-	-	-	-	-	11,107	-
Assistance	517,017	-	1,500	477,597	75,845	4,035	9,229	-	-	568,206	517,017
COVID	82,560	-	-	-	-	-	-	-	-	-	82,560
GGC recovery	50,715	-	-	-	-	-	-	-	-	-	50,715
Materials and supplies	23,690	630	3,025	-	-	-	-	6,206	4,931	14,792	23,690
Wages and benefits	58,133	48,842	-	-	-	-	-	40,876	-	89,718	58,133
	<u>732,115</u>	<u>49,472</u>	<u>4,525</u>	<u>488,704</u>	<u>75,845</u>	<u>4,035</u>	<u>9,229</u>	<u>47,082</u>	<u>4,931</u>	<u>683,823</u>	<u>732,115</u>
REVENUE OVER EXPENDITURE	92,256	15,966	5,795	176,784	-53,845	5,965	1,211	-7,397	-4,931	139,548	195,787
TRANSFER - OTHER FUNDS	-	-23,000	-12,000	-37,500	-74,528	-8,000	-	3,000	-	-152,028	-
OPENING SURPLUS (DEFICIT)	<u>217,051</u>	<u>14,880</u>	<u>6,397</u>	<u>-7,241</u>	<u>192,422</u>	<u>3,741</u>	<u>1,431</u>	<u>235</u>	<u>5,186</u>	<u>217,051</u>	<u>21,264</u>
CLOSING SURPLUS (DEFICIT)	<u>309,307</u>	<u>7,846</u>	<u>192</u>	<u>132,043</u>	<u>64,049</u>	<u>1,706</u>	<u>2,642</u>	<u>-4,162</u>	<u>255</u>	<u>204,571</u>	<u>217,051</u>

YEAR ENDED MARCH 31

SOCIAL SERVICES - TARGETED PROGRAMS

SCHEDULE 7

	Budget Total 2023 \$	Family Violence \$	National Child Benefit \$	Total 2023 \$	Total 2022 \$
REVENUE					
GGC	<u>44,791</u>	<u>3,437</u>	<u>41,354</u>	<u>44,791</u>	<u>49,791</u>
EXPENDITURE					
Cultural enrichment	2,000	-	8,500	8,500	2,000
Home to work	2,231	-	-	-	2,231
Lunch program	43,137	-	29,289	29,289	43,137
Materials and supplies	5,000	3,437	675	4,112	5,000
Parent support	<u>2,479</u>	<u>-</u>	<u>2,890</u>	<u>2,890</u>	<u>2,479</u>
	<u>54,847</u>	<u>3,437</u>	<u>41,354</u>	<u>44,791</u>	<u>54,847</u>
REVENUE OVER EXPENDITURE	-10,056	-	-	-	-5,056
TRANSFER - OTHER FUNDS	-	-	-	-	-
OPENING SURPLUS (DEFICIT)	<u>6,668</u>	<u>-41</u>	<u>6,709</u>	<u>6,668</u>	<u>11,724</u>
CLOSING SURPLUS (DEFICIT)	<u>-3,388</u>	<u>-41</u>	<u>6,709</u>	<u>6,668</u>	<u>6,668</u>

GLEN VOWELL BAND COUNCIL

STATEMENT OF REVENUE AND EXPENDITURE

YEAR ENDED MARCH 31

COMMUNITY HEALTH PROMOTION

SCHEDULE 8

	Budget 2023	Solvent Abuse	GCFSS Prevention	Health Promotion	Community Promotion	Youth Council	Youth Basketball	Community Wellness	Total 2023	Total 2022
	\$	\$	\$	\$	\$	\$	\$	\$	\$	\$
REVENUE										
GGC	369,314	-	-	-	-	-	-	369,314	369,314	-
FNHA	2,000	-	-	-	-	-	-	-	-	2,000
Province of BC	60,000	-	-	30,000	-	-	-	-	30,000	60,000
GCFSS	320,000	-	-	-	-	-	-	-	-	320,000
Other	10,100	-	6,000	-	-	-	14,558	-	20,558	10,100
	<u>761,414</u>	-	<u>6,000</u>	<u>30,000</u>	-	-	<u>14,558</u>	<u>369,314</u>	<u>419,872</u>	<u>392,100</u>
EXPENDITURE										
Administration	20,000	-	-	1,500	-	-	-	26,165	27,665	20,000
Allowance	87,200	-	300	-	-	-	-	95,678	95,978	87,200
Materials and supplies	257,184	-	36,502	10,800	1,043	-	-	29,342	77,687	257,184
Travel	-	-	-	-	-	-	13,954	-	13,954	-
	<u>364,384</u>	-	<u>36,802</u>	<u>12,300</u>	<u>1,043</u>	-	<u>13,954</u>	<u>151,185</u>	<u>215,284</u>	<u>364,384</u>
REVENUE OVER EXPENDITURE	397,030	-	-30,802	17,700	-1,043	-	604	218,129	204,588	27,716
TRANSFER - OTHER FUNDS	-	20,608	-	5,000	5,000	-	-	-45,608	-15,000	12,134
OPENING SURPLUS (DEFICIT)	51,555	-20,608	55,285	16,878	-	-	-	-	51,555	11,705
CLOSING SURPLUS (DEFICIT)	448,585	-	24,483	39,578	3,957	604	172,521	241,143	51,555	

GLEN VOWELL BAND COUNCIL

STATEMENT OF REVENUE AND EXPENDITURE

YEAR ENDED MARCH 31

COMMUNITY PROJECT FUNDS

SCHEDULE 9

	Budget 2023	Land Based Programs	Pre-2011 Surplus	Food Security	Total 2023	Total 2022
	\$	\$	\$	\$	\$	\$
REVENUE						
GGC	-	-	-	-	-	775,005
FNHA	2,700	-	-	-	-	2,700
FNESC	18,204	25,046	-	-	25,046	18,204
Other	-	85,900	-	27,483	113,383	-
	<u>20,904</u>	<u>110,946</u>	<u>-</u>	<u>27,483</u>	<u>138,429</u>	<u>795,909</u>

EXPENDITURE

Administration	5,405	8,265	-	-	8,265	5,405
Contract services	-	63,368	-	-	63,368	-
Materials and supplies	15,499	87,787	-	443,281	531,068	15,499
	<u>20,904</u>	<u>159,420</u>	<u>-</u>	<u>443,281</u>	<u>602,701</u>	<u>20,904</u>

REVENUE OVER EXPENDITURE

	-20,904	-48,474	-	-415,798	-464,272	775,005
--	---------	---------	---	----------	----------	---------

TRANSFER - OTHER FUNDS

	-	-16,594	-550,000	516,715	-49,879	-360,239
--	---	---------	----------	---------	---------	----------

OPENING SURPLUS (DEFICIT)

	<u>908,932</u>	<u>59,761</u>	<u>849,171</u>	<u>-</u>	<u>908,932</u>	<u>494,166</u>
--	----------------	---------------	----------------	----------	----------------	----------------

CLOSING SURPLUS (DEFICIT)

	<u>888,028</u>	<u>-5,307</u>	<u>299,171</u>	<u>100,917</u>	<u>394,781</u>	<u>908,932</u>
--	----------------	---------------	----------------	----------------	----------------	----------------

GLEN VOWELL BAND COUNCIL
STATEMENT OF REVENUE AND EXPENDITURE

YEAR ENDED MARCH 31

BRIGHTER FUTURES

SCHEDULE 10

	Budget 2023 \$	2023 \$	2022 \$
REVENUE			
Gitxsan Health Society	46,612	56,612	46,612
Province of BC	-	1,500	-
Other	<u>7,660</u>	<u>11,700</u>	<u>7,660</u>
	<u>54,272</u>	<u>69,812</u>	<u>54,272</u>
EXPENDITURE			
Administration	-	3,331	-
Materials and supplies	36,349	36,583	36,349
Rent	4,000	-	4,000
Travel and workshops	303	7,861	303
Wages and benefits	<u>20,307</u>	<u>36,860</u>	<u>20,307</u>
	<u>60,959</u>	<u>84,635</u>	<u>60,959</u>
REVENUE OVER EXPENDITURE	-6,687	-14,823	-6,687
TRANSFER - OTHER FUNDS	-	-	-
OPENING SURPLUS (DEFICIT)	<u>44,510</u>	<u>44,510</u>	<u>51,197</u>
CLOSING SURPLUS (DEFICIT)	<u>37,823</u>	<u>29,687</u>	<u>44,510</u>

GLEN VOWELL BAND COUNCIL
STATEMENT OF REVENUE AND EXPENDITURE

YEAR ENDED MARCH 31

COMMUNITY INFRASTRUCTURE												SCHEDULE 11	
	Budget	Fire	Roads & Bridges	Sanitation & Water	Wastewater Operator	Municipal Services	Recycling & Solid Waste	Community Buildings	Total 2023	Total 2022			
	\$	\$	\$	\$	\$	\$	\$	\$	\$	\$	\$	\$	
REVENUE													
GGC - regular	333,602	21,837	85,424	90,209	-	-	59,190	76,942	333,602	392,596			
GGC - ICMS #9-00130906	28,425	-	28,425	-	-	-	-	-	28,425	-			
GGC - ICMS #9-00130005	-	-	-	-	-	-	-	-	-	94,045			
Gitksan Health Society	32,972	-	-	33,361	-	-	-	-	33,361	32,972			
FNESC	25,000	-	-	-	-	-	-	-	-	25,000			
Other	48,597	1,400	2,000	23,483	-	-	2,815	7,665	37,363	48,597			
	<u>468,596</u>	<u>23,237</u>	<u>115,849</u>	<u>147,053</u>	<u>-</u>	<u>-</u>	<u>62,005</u>	<u>84,607</u>	<u>432,751</u>	<u>593,210</u>			
EXPENDITURE													
Administration	13,575	-	15,000	1,366	-	-	5,919	7,694	29,979	13,575			
Contract services	122,617	-	46,821	1,480	-	-	16,121	1,291	65,713	122,617			
Equipment purchases	198,905	-	-	-	-	-	-	-	-	198,905			
Fuel	9,211	1,150	11,348	2,004	-	-	3,406	-	17,908	9,211			
Insurance	29,229	11,854	8,708	7,075	7,359	-	-	7,662	42,658	29,229			
Materials and supplies	107,889	5,577	87,278	27,846	-	-	10,403	73,094	204,198	107,889			
Repairs and maintenance	48,080	5,080	18,986	9,996	-	-	-	5,571	39,633	48,080			
Travel and training	1,391	-	279	386	-	-	8,415	-	9,080	1,391			
Utilities and telephone	55,442	23,665	11,025	15,866	-	-	-	-	50,556	55,442			
Wages and benefits	92,690	-	81,583	27,564	-	-	10,395	-	119,542	92,690			
	<u>679,029</u>	<u>47,326</u>	<u>281,028</u>	<u>93,583</u>	<u>7,359</u>	<u>-</u>	<u>54,659</u>	<u>95,312</u>	<u>579,267</u>	<u>679,029</u>			
REVENUE OVER EXPENDITURE	-210,433	-24,089	-165,179	53,470	-7,359	-	7,346	-10,705	-146,516	-85,819			
TRANSFER - OTHER FUNDS	-	-	112,165	-90,000	-	16,014	-30,000	-8,179	-	206,617			
OPENING SURPLUS (DEFICIT)	<u>274,729</u>	<u>14,052</u>	<u>71,368</u>	<u>87,160</u>	<u>-</u>	<u>-16,014</u>	<u>108,826</u>	<u>9,337</u>	<u>274,729</u>	<u>153,931</u>			
CLOSING SURPLUS (DEFICIT)	<u>64,296</u>	<u>-10,037</u>	<u>18,354</u>	<u>50,630</u>	<u>-7,359</u>	<u>-</u>	<u>86,172</u>	<u>-9,547</u>	<u>128,213</u>	<u>274,729</u>			

GLEN VOWELL BAND COUNCIL
STATEMENT OF REVENUE AND EXPENDITURE

YEAR ENDED MARCH 31

	LOCAL REVENUE		SCHEDULE 12
	Budget 2023 \$	2023 \$	2022 \$
REVENUE			
Tobacco sales	110,859	201,185	110,859
EXPENDITURE			
Tobacco purchases	102,771	178,551	102,771
REVENUE OVER EXPENDITURE	8,088	22,634	8,088
TRANSFER - OTHER FUNDS	-	-	-6,617
OPENING SURPLUS (DEFICIT)	1,471	1,471	-
CLOSING SURPLUS (DEFICIT)	9,559	24,105	1,471

GLEN VOWELL BAND COUNCIL
STATEMENT OF REVENUE AND EXPENDITURE

YEAR ENDED MARCH 31

JOB CREATION PROGRAMS

SCHEDULE 13

	Budget Total 2023 \$	Youth Employment \$	Community Garden \$	Total 2023 \$	Total 2022 \$
REVENUE					
GGC	-	-	-	-	27,000
ISC	26,096	-	-	-	26,096
FNESC	207,088	166,040	72,624	238,664	207,088
FNHA	5,000	-	19,000	19,000	5,000
Tricorp	14,469	15,405	-	15,405	14,469
Other	<u>150,982</u>	<u>-</u>	<u>155,988</u>	<u>155,988</u>	<u>150,982</u>
	<u>403,635</u>	<u>181,445</u>	<u>247,612</u>	<u>429,057</u>	<u>430,635</u>
EXPENDITURE					
Administration	68,029	5,591	8,073	13,664	68,029
Contract services	43,613	-	85,541	85,541	43,613
Materials and supplies	25,436	946	27,028	27,974	25,436
Wages and benefits	<u>232,621</u>	<u>129,400</u>	<u>95,873</u>	<u>225,273</u>	<u>232,621</u>
	<u>369,699</u>	<u>135,937</u>	<u>216,515</u>	<u>352,452</u>	<u>369,699</u>
REVENUE OVER EXPENDITURE	33,936	45,508	31,097	76,605	60,936
TRANSFER - OTHER FUNDS	-	23,000	-93,695	-70,695	27,672
OPENING SURPLUS (DEFICIT)	<u>258,888</u>	<u>87,538</u>	<u>171,350</u>	<u>258,888</u>	<u>170,280</u>
CLOSING SURPLUS (DEFICIT)	<u>292,824</u>	<u>156,046</u>	<u>108,752</u>	<u>264,798</u>	<u>258,888</u>

GLEN VOWELL BAND COUNCIL
STATEMENT OF REVENUE AND EXPENDITURE
YEAR ENDED MARCH 31

SIK-E-DAKH ECONOMIC DEVELOPMENT

SCHEDULE 14

	Budget Total 2023 \$	Economic Development \$	Rental Unit \$	Total 2023 \$	Total 2022 \$
REVENUE					
GGC - regular	67,168	31,901	35,267	67,168	31,276
GGC - ICMS #9-00130702	49,345	-	49,345	49,345	-
GGC - project	51,200	51,200	-	51,200	-
Rental	140,250	-	147,000	147,000	140,250
Other	-	35,016	-	35,016	-
	<u>307,963</u>	<u>118,117</u>	<u>231,612</u>	<u>349,729</u>	<u>171,526</u>
EXPENDITURE					
Administration	14,000	3,200	8,460	11,660	14,000
Bad debts	14,387	-	73,592	73,592	14,387
Bank charges and interest	1,209	136	-	136	1,209
Contract services	4,588	-	1,620	1,620	4,588
Council expenses					
Honoraria and per diem	18,000	24,000	-	24,000	18,000
Insurance	30,332	-	35,022	35,022	30,332
Materials and supplies	97,376	945	2,983	3,928	97,376
Repairs and maintenance	40,373	18,454	70,982	89,436	40,373
Travel and training	704	522	1,130	1,652	704
Utilities	1,874	38	3,269	3,307	1,874
Wages and benefits	17,726	-	11,548	11,548	17,726
	<u>240,569</u>	<u>47,295</u>	<u>208,606</u>	<u>255,901</u>	<u>240,569</u>
REVENUE OVER EXPENDITURE	67,394	70,822	23,006	93,828	-69,043
TRANSFER - OTHER FUNDS	-	41,392	-31,158	10,234	-
OPENING SURPLUS (DEFICIT)	<u>-59,054</u>	<u>-85,259</u>	<u>26,205</u>	<u>-59,054</u>	<u>9,989</u>
CLOSING SURPLUS (DEFICIT)	<u>8,340</u>	<u>26,955</u>	<u>18,053</u>	<u>45,008</u>	<u>-59,054</u>

GLEN VOWELL BAND COUNCIL

STATEMENT OF REVENUE AND EXPENDITURE

YEAR ENDED MARCH 31

CAPITAL - HOUSING

SCHEDULE 15

	Budget 2023	\$	RHI Six-Plex Renovations	\$	Tiny Homes	\$	4 x 4 plex Renovations	\$	Elders Renovations	\$	2023	2022
	\$		\$		\$		\$		\$		\$	\$
REVENUE												
GGC	1,415,654		6,403		409,251		1,000,000		-		1,415,654	120,647
GGC - ICMS #9-00130530	119,879		119,879		-		-		-		119,879	-
CMHC	505,250		477,900		-		-		27,350		505,250	1,085,227
Other	5,000		36,211		-		-		-		36,211	5,000
	<u>2,045,783</u>		<u>640,393</u>		<u>409,251</u>		<u>1,000,000</u>		<u>27,350</u>		<u>2,076,994</u>	<u>1,210,874</u>
EXPENDITURE												
Materials and contract services	<u>1,952,094</u>		<u>670,110</u>		<u>486,423</u>		<u>51,000</u>		<u>27,350</u>		<u>1,329,005</u>	<u>1,952,094</u>
	<u>1,952,094</u>		<u>670,110</u>		<u>486,423</u>		<u>51,000</u>		<u>27,350</u>		<u>1,329,005</u>	<u>1,952,094</u>
REVENUE OVER EXPENDITURE	93,689		-29,717		-77,172		949,000		-		747,989	-741,220
TRANSFER - OTHER FUNDS	-		740,000		130,000		-		-		866,782	204,026
OPENING SURPLUS (DEFICIT)	<u>-518,005</u>		<u>-682,780</u>		<u>164,775</u>		<u>-</u>		<u>-</u>		<u>-518,005</u>	<u>19,189</u>
CLOSING SURPLUS (DEFICIT)	<u>-424,316</u>		<u>27,503</u>		<u>52,828</u>		<u>949,000</u>		<u>-</u>		<u>1,096,766</u>	<u>-518,005</u>

GLEN VOWELL BAND COUNCIL

STATEMENT OF REVENUE AND EXPENDITURE

YEAR ENDED MARCH 31

CAPITAL - PROJECTS

SCHEDULE 16

	Budget 2023 \$	2023 \$	2022 \$
REVENUE			
GGC			
Subdivision	60,000	60,000	-
Feasibility study - ICMS #9-00129767	9,463	9,463	-
Community waste water system	<u>21,710</u>	<u>21,710</u>	<u>126,580</u>
	<u>91,173</u>	<u>91,173</u>	<u>126,580</u>
EXPENDITURE			
Subdivision	-	94,771	-
Feasibility study - #9-00129767	-	9,463	-
Community waste water system	<u>39,987</u>	<u>116,217</u>	<u>39,987</u>
	<u>39,987</u>	<u>220,451</u>	<u>39,987</u>
REVENUE OVER EXPENDITURE	51,186	-129,278	86,593
TRANSFER - OTHER FUNDS	-	-	-
OPENING SURPLUS (DEFICIT)	<u>86,593</u>	<u>86,593</u>	<u>-</u>
CLOSING SURPLUS (DEFICIT)	<u>137,779</u>	<u>-42,685</u>	<u>86,593</u>